

12FCX76

Coaxials - 12.0 Inches

700 W continuous program power capacity
80° nominal coverage
47 - 18000 Hz response
98 dB sensitivity



Specifications

Nominal diameter	320 mm (12.0 in)
Nominal impedance	8 Ω
Minimum impedance lf	6.3 Ω
Minimum impedance hf	7.8 Ω
Frequency range	47 - 18000 Hz
Dispersion angle ¹	80 °
Magnet material	Ceramic

Specifications LF Unit

LF Sensitivity ²	98.0 dB
LF Nominal Power Handling ³	350 W
LF Continuous Power Handling ⁴	700 W
LF Voice Coil Diameter	76 mm (3.0 in)
LF Winding Material	Copper

Specifications HF Unit

HF Sensitivity ⁵	106.0 dB
HF Nominal Power Handling ⁶	80 W
HF Continuous Power Handling ⁷	160 W

Specifications HF Unit

HF Voice Coil Diameter	75 mm (3.0 in)
HF Winding Material	Aluminium
Diaphragm material	Titanium
Recommended crossover ⁸	1.2 kHz

Parameters

Fs	47 Hz
Re	5.3 Ω
Qes	0.35
Qms	11.0
Qts	0.34
Vas	82.0 dm ³ (2.98 ft ³)
Sd	522.0 cm ² (80.9 in ²)
η _o	2.3 %
Xmax	6.5 mm
Xvar	5.0 mm
Mms	54 g
Bl	15.6 Txm
Le	1.3 mH

Parameters

EBP	134 Hz
-----	--------

Mounting And Shipping Info

Overall diameter	315 mm (12.5 in)
Bolt circle diameter	298 mm (11.7 in)
Baffle cutout diameter	282 mm (11.1 in)
Depth	169 mm (6.65 in)
Flange and gasket thickness	14 mm (0.55 in)
Net weight	8.0 kg (17.6 lb)
Shipping units	1
Shipping weight	8.7 kg (19.2 lb)
Shipping box	446x439x253 mm (17.5x17.3x10 in)

Service Kit

Service kit lf	RCK12FCX768
Replacement diaphragm	MMD3BTN8M

1. Included by -6 dB down points.

2. Applied RMS Voltage is set to 2.83V.

3. 2 hours test made with continuous pink noise signal (6 dB crest factor) within the range Fs-10Fs. Power calculated on rated minimum impedance. Loudspeaker in free air.

4. Power on Continuous Program is defined as 3 dB greater than the Nominal rating.

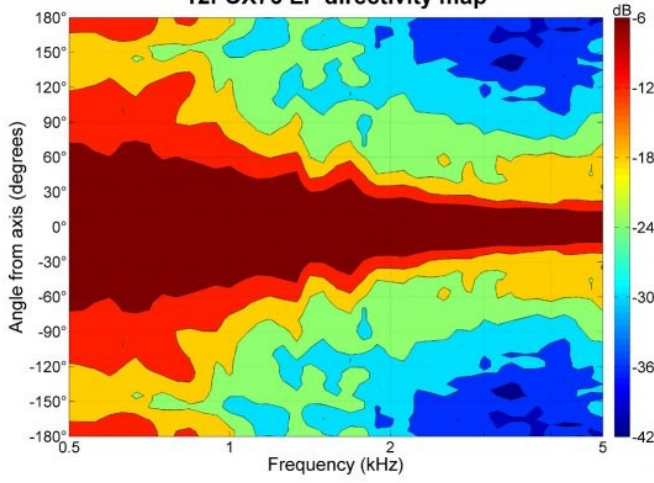
5. Applied RMS Voltage is set to 2.83V.

6. 2 hour test made with continuous pink noise signal (6 dB crest factor) within the range from the recommended crossover frequency to 20 kHz. Power calculated on rated minimum impedance. Loudspeaker in free air.

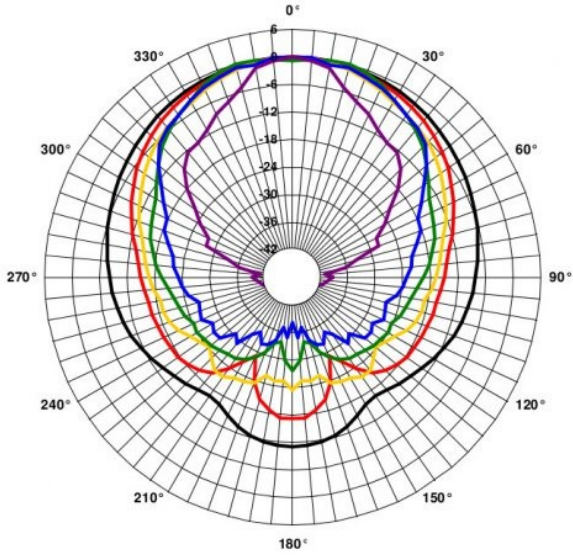
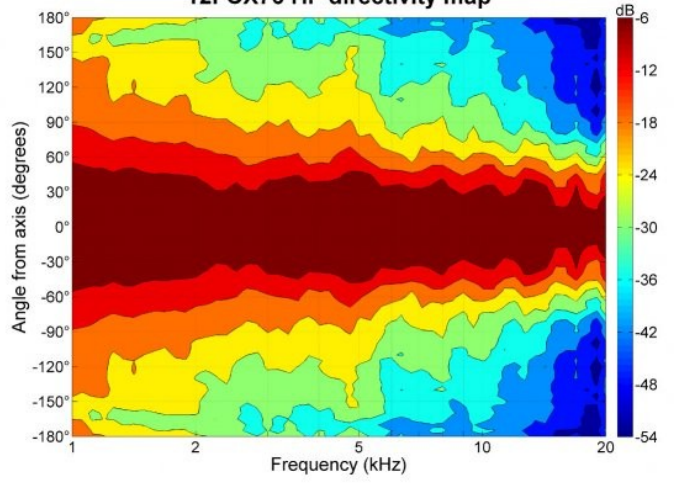
7. Power on Continuous Program is defined as 3 dB greater than the Nominal rating.

8. 12 dB/oct. or higher slope high-pass filter.

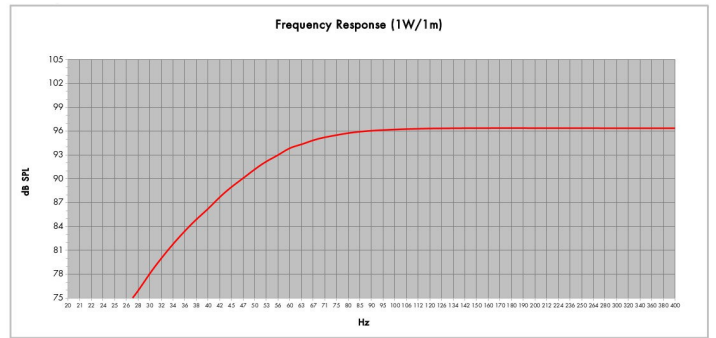
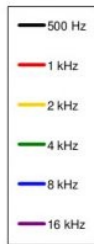
12FCX76 LF directivity map



12FCX76 HF directivity map



12FCX76



Model:	12FCX76	Configuration:	One Driver
Enclosure Type:	Bas Reflex		
Internal Net Volume (litres):	50	CS:	7
Tuning Frequency (Hz):	50	Port Area (cm ²):	138,7
Frequency (-3 dB) (Hz):	57,7	Port Length (cm):	21,8