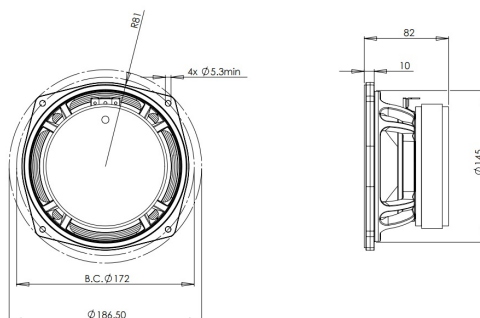


6MD38

16Ω

LF Drivers - 6.5 Inches

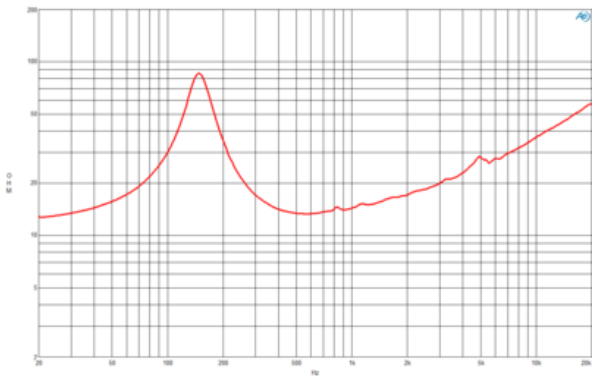
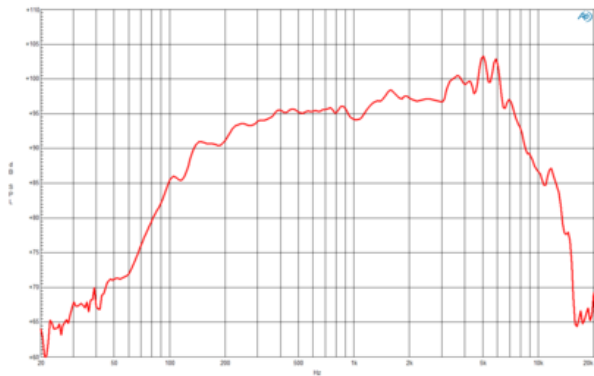


- 240 W continuous program power capacity
- 38 mm (1.5 in) aluminium voice coil
- 150 - 6000 Hz response
- 95 dB sensitivity



6MD38

LF Drivers- 6.5 Inches



SPECIFICATIONS

Nominal Diameter	170 mm (6.5 in)
Nominal Impedance	16 Ω
Minimum Impedance	13.3 Ω
Nominal Power Handling ¹	120 W
Continuous Power Handling ²	240 W
Sensitivity ³	95.0 dB
Frequency Range	150 - 6000 Hz
Voice Coil Diameter	38 mm (1.5 in)
Winding Material	Aluminium
Former Material	Glass Fibre
Winding Depth	9.0 mm (0.35 in)
Magnetic Gap Depth	6.0 mm (0.25 in)
Flux Density	1.4 T

DESIGN

Surround Shape	Triple Roll
Cone Shape	Exponential
Magnet Material	Ferrite
Spider	Single
Pole Design	T-Pole
Woofer Cone Treatment	WP Waterproof Front Side

PARAMETERS⁴

Resonance Frequency	150 Hz
Re	11.7 Ω
Qes	0.61
Qms	2.8
Qts	0.5
Vas	2.3 dm ³ (0.08 ft ³)
Sd	132.0 cm ² (20.5 in ²)
η_o	1.4 %
Xmax	3.5 mm
Xvar	2.0 mm
Mms	11.0 g
Bl	14.5 Txm
Le	0.4 mH
EBP	245 Hz

MOUNTING AND SHIPPING INFO

Overall Diameter	187 mm (7.4 in)
Bolt Circle Diameter	172 mm (6.7 in)
Baffle Cutout Diameter	145.0 mm (5.7 in)
Depth	82 mm (3.2 in)
Flange and Gasket Thickness	9 mm (0.35 in)
Air Volume Occupied by Driver	0.8 dm ³ (0.03 ft ³)
Net Weight	2.2 kg (4.8 lb)
Shipping Units	1
Shipping Weight	2.45 kg (5.4 lb)
Shipping Box	221x214x130 mm (8.7x8.4x5.1 in)

SERVICE KIT

RCK06MD3816

- 2 hours test made with continuous pink noise signal (6 dB crest factor) within the range Fs-10Fs. Power calculated on rated minimum impedance. Loudspeaker in free air.
- Power on Continuous Program is defined as 3 dB greater than the Nominal rating.
- Applied RMS Voltage is set to 4V for 16 ohm Nominal Impedance
- Thiele-Small parameters are measured after a high level 20 Hz sine wave preconditioning test.