



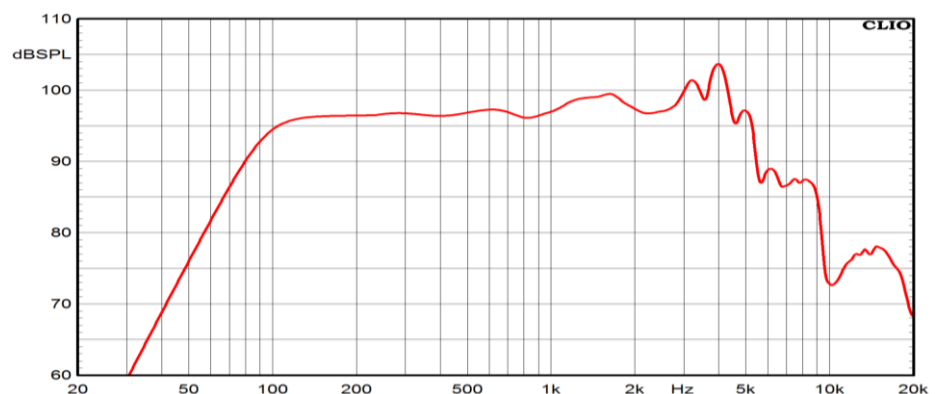
## 8" Ceramic Woofer

Program Power	450 W
Rated impedance	4 Ohm
Nominal diameter	8" - 200 mm
Sensitivity (2,83V/1m)	98,5 dB
Voice coil diameter	2 in - 50 mm
Frequency Range	90-5000 Hz

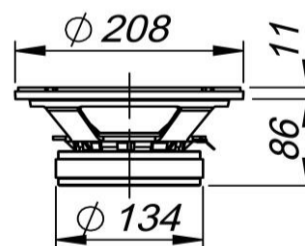
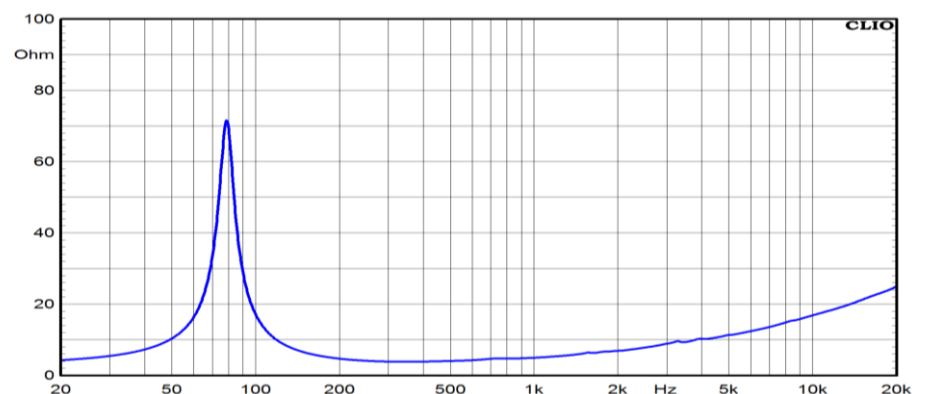
### SPECIFICATIONS

Nominal Diameter	8" - 200 mm
Rated Impedance	4 Ohm
Nominal Power Handling <sup>1</sup>	220 W
Program Power <sup>2</sup>	450 W
Sensitivity <sup>3</sup>	98,5 dB
Frequency Range <sup>4</sup>	90-5000 Hz
Minimum Impedance	-
Gasket Material	Aluminum
Magnet Material	Ferrite
Cone Material	Doped cellulose fiber
Cone Shape	Exponential
Surround	Nomex Fabric
Suspension	Cotton fabric
Voice Coil Diameter	2 in - 50 mm
Voice Coil Winding Material	Copper
Voice Coil Length	12,5 mm - 0,49 in
Voice Coil Former Material	Glass fiber
Connection type	-
Ferrofluid	No
Magnetic Gap Height	8 mm - 0,31 in
Max. Peak to Peak Excursion Xvar	-
Efficiency Bandwidth Product EBP	222
Recommended Loading	Vented Box
Volume / Tuning frequency	7 Lt (dm <sup>3</sup> ) - 0,247 cuft / 90 Hz
Maximum recommended frequency	-
Alternative Available Version	8 Ohm FXI6.50W

### FREQUENCY RESPONSE CURVE <sup>6</sup>



### FREE AIR IMPEDANCE CURVE <sup>7</sup>



### T/S PARAMETERS

4 Ohm

Resonance frequency	Fs	80 Hz
DC Resistance	Re	3,1 Ohm
Mechanical Q Factor	Qms	8
Electrical Q Factor	Qes	0,36
Total Q Factor	Qts	0,34
BI Factor	Bl	9,6 Tm
Effective Moving Mass	Mms	21 g
Equivalent Gas air loaded	Vas	12 lt (dm <sup>3</sup> ) - 0,42 cuft
Suspension Compliance	Cms	-
Effective Piston Diameter	D	165 mm - 6,5 in
Effective piston area	Sd	214 cm <sup>2</sup> - 33,17 sq in
Max. Linear Excursion <sup>5</sup>	Xmax	4,5 mm - 0,18 in
Voice Coil Inductance @ 1kHz	Le	0,35 mH
Half-space Efficiency	η0	1,7 %

### MOUNTING AND SHIPPING INFORMATION

Overall Diameter	208 mm - 8,19 in
Baffle Cutout Diameter	185 mm - 7,28 in
Flange and Gasket Thickness	11 mm - 0,43 in
Total Depth	97 mm - 3,82 in
Bolt Circle Diameter	194 mm - 7,64 in
Bolt Holes Quantity and Diameter	4 / 5 mm - 0,2 in
Net Weight	3,15 Kg - 6,94 lb
Shipping Units	4 Pcs

### NOTES

<sup>1</sup> Nominal power is determined according to AES2-1984 (r2003) standard.

<sup>2</sup> Program Power is defined as 3 dB greater than the Nominal rating.

<sup>3</sup> Sensitivity represents the averaged value of acoustic output as measured on the forward central axis of cone, at distance 1m, when connected to 2,83V sine wave test signal.

<sup>4</sup> Frequency range is given as the band of frequencies delineated by the lower and upper limits where the output level drops by 10 dB below the rated sensitivity in half space environment.

<sup>5</sup> Linear Math. Xmax is calculated as (Hvc-Hg)/2 + Hg/4 where Hvc is the coil depth and Hg is the gapdepth.

<sup>6</sup> Frequency response curve in the range above 150 Hz is measured on infinite baffle conditions and simulated as per recommended loading in the range below 150 Hz.

<sup>7</sup> Impedance curve is measured in free air conditions at small signals.