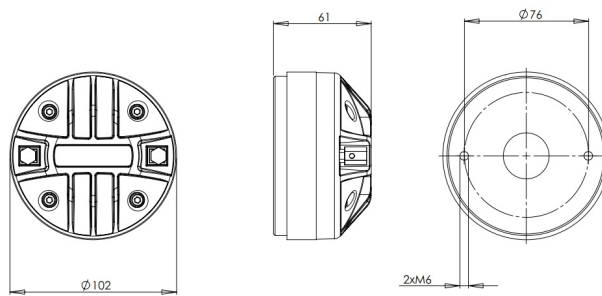


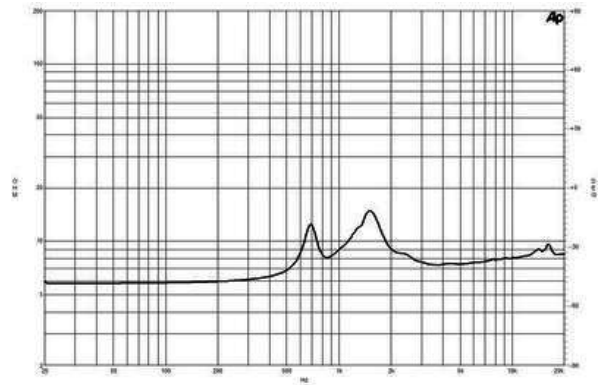
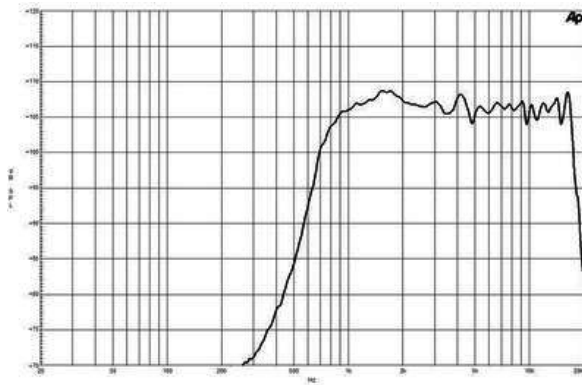
DE180

8Ω**HF Drivers - 1.0 Inches**

- 120 W continuous program power capacity
- 1" horn throat diameter
- 44 mm (1.7 in) aluminium voice coil
- Polyimide diaphragm
- 1000 - 17000 Hz response
- 106.5 dB sensitivity

DE180

HF Drivers- 1.0 Inches



SPECIFICATIONS¹

| | |
|--|----------------|
| Throat Diameter | 25 mm (1.0 in) |
| Nominal Impedance | 8 Ω |
| Minimum Impedance | 7.4 Ω |
| Nominal Power Handling ² | 60 W |
| Continuous Power Handling ³ | 120 W |
| Sensitivity ⁴ | 106.5 dB |
| Frequency Range | 1.0 - 17.0 kHz |
| Recommended Crossover ⁵ | 2.0 kHz |
| Voice Coil Diameter | 44 mm (1.7 in) |
| Winding Material | Aluminium |
| Inductance | 0.12 mH |
| Diaphragm Material | Polyimide |
| Flux Density | 1.35 T |
| Magnet Material | Ferrite |

MOUNTING AND SHIPPING INFO

| | |
|--|------------------------------------|
| Two M6 holes 180° on 76 mm (3 in) diameter | |
| Overall Diameter | 102 mm (4.0 in) |
| Depth | 61 mm (2.4 in) |
| Net Weight | 1.6 kg (3.5 lb) |
| Shipping Units | 8 |
| Shipping Weight | 13.45 kg (29.65 lb) |
| Shipping Box | 235x235x165 mm (9.25x9.25x6.50 in) |

REPLACEMENT DIAPHRAGM

MMDE1808

1. Driver mounted on B&C ME 45 horn.
2. 2 hour test made with continuous pink noise signal (6 dB crest factor) within the range from the recommended crossover frequency to 20 kHz. Power calculated on rated minimum impedance.
3. Power on Continuous Program is defined as 3 dB greater than the Nominal rating.
4. Applied RMS Voltage is set to 2.83 V for 8 ohms Nominal Impedance.
5. 12 dB/oct. or higher slope high-pass filter.