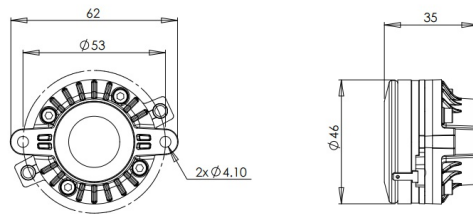
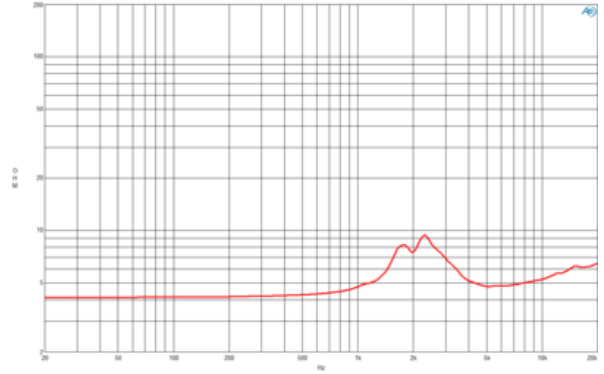
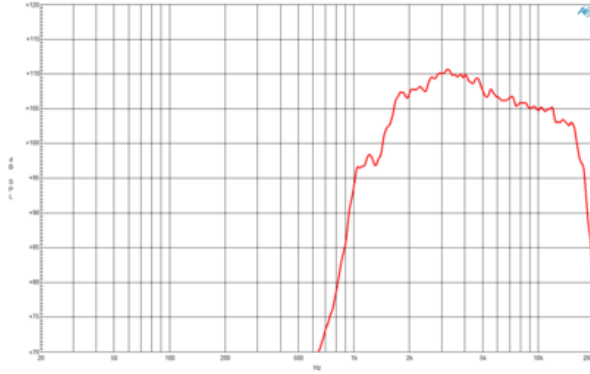


HF Drivers - 0.75 Inches

- 20 W continuous program power capacity
- 25 mm (1 in) aluminium voice coil
- 3/4" horn throat diameter
- Polyester diaphragm
- 2000 - 18000 Hz response
- 107 dB sensitivity

DESCRIPTION

Available exclusively with 4.8+2.8 mm fast-on terminal tab



SPECIFICATIONS¹

Throat Diameter	19 mm (0.75 in)
Nominal Impedance	4 Ω
Minimum Impedance	4.7 Ω
Nominal Power Handling ²	10 W
Continuous Power Handling ³	20 W
Sensitivity ⁴	107.0 dB
Frequency Range	2.0 - 18.0 kHz
Recommended Crossover ⁵	2.5 kHz
Voice Coil Diameter	25 mm (1.0 in)
Winding Material	Aluminium
Inductance	0.15 mH
Diaphragm Material	Mylar
Flux Density	1.65 T
Magnet Material	Neodymium Ring

MOUNTING AND SHIPPING INFO

Two M4 holes 180° on 53 mm (2.1 in) diameter	
Overall Diameter	62 mm (2.44 in)
Depth	35 mm (1.37 in)
Net Weight	0.17 kg (0.37 lb)
Shipping Units	12
Shipping Weight	2.3 kg (5.1 lb)
Shipping Box	220x220x150 mm (8.7x8.7x5.9 in)

REPLACEMENT DIAPHRAGM

MMDDE74

1. Driver mounted on B&C ME7 horn
2. 2 hour test made with continuous pink noise signal (6 dB crest factor) within the range from the recommended crossover frequency to 20 kHz. Power calculated on rated minimum impedance.
3. Power on Continuous Program is defined as 3 dB greater than the Nominal rating.
4. Applied RMS Voltage is set to 2 V for 4 ohms Nominal Impedance.
5. 12 dB/oct. or higher slope high-pass filter.