



18” NEO Subwoofer

Program Power	2000 W
Rated impedance	8 Ohm
Nominal diameter	18"- 450 mm
Sensitivity (2,83V/1m)	96,5 dB
Voice coil diameter	4 in - 100 mm
Frequency Range	30-200 Hz

SPECIFICATIONS

Nominal Diameter	18"- 450 mm	
Rated Impedance	8 Ohm	
Nominal Power Handling ¹	1000 W	
Program Power ²	2000 W	
Sensitivity ³	96,5 dB	
Frequency Range ⁴	30-200 Hz	
Minimum Impedance	-	
Gasket Material	Diecast Aluminum	
Magnet Material	Neodymium	
Cone Material	Treated Cellulose	
Cone Shape	-	
Surround	-	
Suspension	Nomex Fabric	
Voice Coil Diameter	4 in - 100 mm	
Voice Coil Winding Material	-	
Voice Coil Length	30 mm - 1,18 in	
Voice Coil Former Material	-	
Connection type	Faston	
Ferrofluid	No	
Magnetic Gap Height	14 mm -	
Max. Peak to Peak Excursion Xvar	-	
Efficiency Bandwidth Product EBP	94	
Recommended Loading	Vented Box	
Volume / Tuning frequency	120 Lt (dm³) - 4,238 cuft / 38 Hz	
Maximum recommended frequency	-	
Version - Part Code	8 Ohm	PNDH18-4S
	4 Ohm	PNDH18-4S-4

T/S PARAMETERS

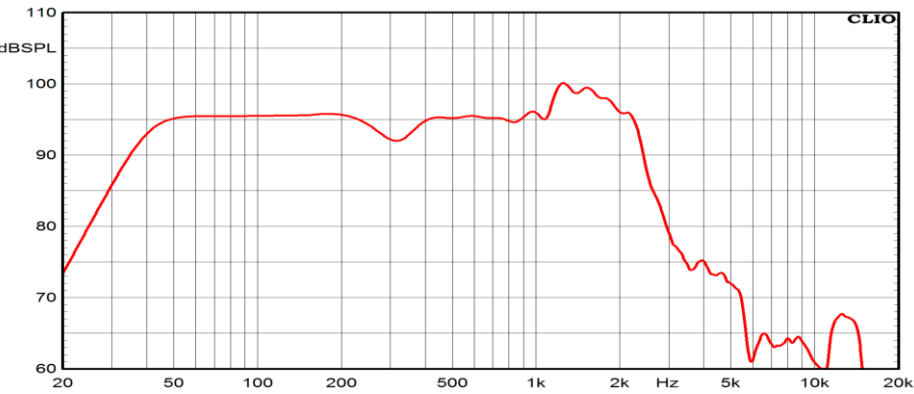
8 Ohm

Resonance frequency	Fs	31 Hz
DC Resistance	Re	6,1 Ohm
Mechanical Q Factor	Qms	9,8
Electrical Q Factor	Qes	0,33
Total Q Factor	Qts	0,32
BI Factor	Bl	27,7 Tm
Effective Moving Mass	Mms	212 g
Equivalent Cas air loaded	Vas	239 lt (dm³) - 8,44 cuft
Suspension Compliance	Cms	-
Effective Piston Diameter	D	385 mm - 15,16 in
Effective piston area	Sd	1164 cm² - 180,42 sq in
Max. Linear Excursion ⁵	Xmax	11,5 mm - 0,45 in
Voice Coil Inductance @ 1kHz	Le	1,9 mH
Half-space Efficiency	η0	2,1 %

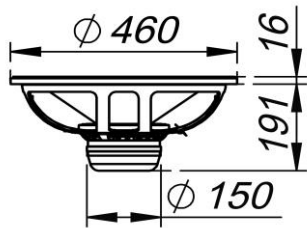
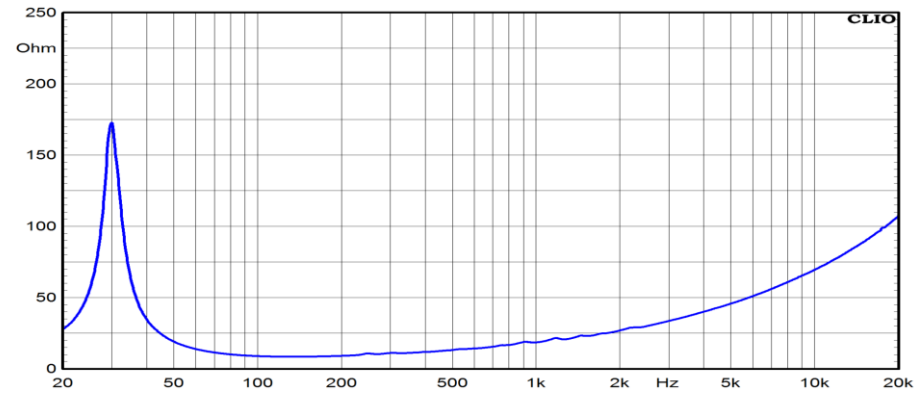
NOTES

¹ Nominal power is determined according to AES2-1984 (r2003) standard.
² Program Power is defined as 3 dB greater than the Nominal rating.
³ Sensitivity represents the averaged value of acoustic output as measured on the forward central axis of cone, at distance 1m, when connected to 2,83V sine wave test signal.
⁴ Frequency range is given as the band of frequencies delineated by the lower and upper limits where the output level drops by 10 dB below the rated sensitivity in half space environment.
⁵ Linear Math. Xmax is calculated as (Hvc-Hg)/2 + Hg/4 where Hvc is the coil depth and Hg is the gapdepth.
⁶ Frequency response curve is measured in box.
⁷ Impedance curve is measured in free air conditions at small signals.

FREQUENCY RESPONSE CURVE ⁶



FREE AIR IMPEDANCE CURVE ⁷



MOUNTING AND SHIPPING INFORMATION

Overall Diameter	388 mm - 15,28 in
Baffle Cutout Diameter	354 mm - 13,94 in
Flange and Gasket Thickness	13 mm - 0,51 in
Total Depth	208 mm - 8,19 in
Bolt Circle Diameter	370 mm - 14,57 in
Bolt Holes Quantity and Diameter	8 / 7 mm - 0,28 in
Net Weight	8 Kg - 17,62 lb
Shipping Units	1 Pc