



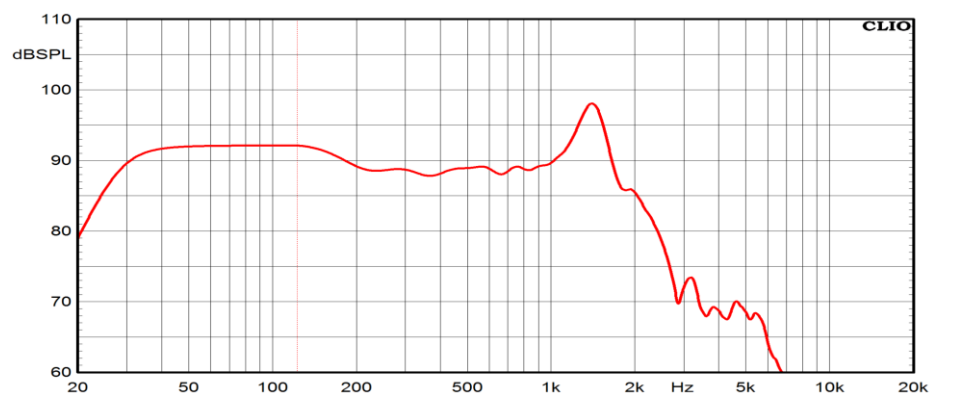
15" Ceramic Subwoofer

Program Power	2000 W
Rated impedance	4 Ohm
Nominal diameter	15" - 380 mm
Sensitivity (2,83V/1m)	94 dB
Voice coil diameter	4 in - 100 mm
Frequency Range	20-200 Hz

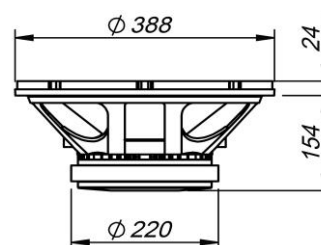
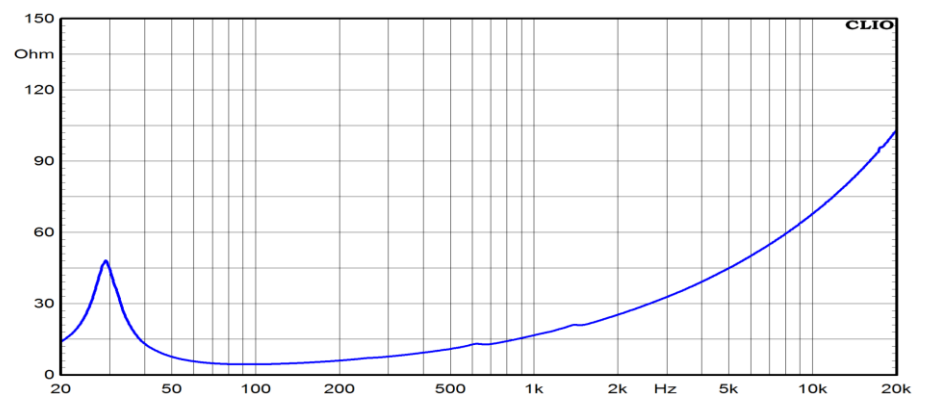
SPECIFICATIONS

Nominal Diameter	15" - 380 mm	
Rated Impedance	4 Ohm	
Nominal Power Handling ¹	1000 W	
Program Power ²	2000 W	
Sensitivity ³	94 dB	
Frequency Range ⁴	20-200 Hz	
Minimum Impedance	-	
Gasket Material	Diecast Aluminum	
Magnet Material	Ferrite	
Cone Material	Treated Cellulose	
Cone Shape	Planar	
Surround	Rubber - Half Roll	
Suspension	Nomex Fabric	
Voice Coil Diameter	4 in - 100 mm	
Voice Coil Winding Material	Copper	
Voice Coil Length	32 mm - 1,26 in	
Voice Coil Former Material	Kapton	
Connection type	Push Button	
Ferrofluid	No	
Magnetic Gap Height	10 mm - 0,39 in	
Max. Peak to Peak Excursion Xvar	-	
Efficiency Bandwidth Product EBP	66	
Recommended Loading	Vented Box	
Volume / Tuning frequency	100 Lt (dm ³) - 3,531 cuft / 29 Hz	
Maximum recommended frequency	-	
Version - Part Code	8 Ohm	P15.00SW
	4 Ohm	P15.00SW-4

FREQUENCY RESPONSE CURVE ⁶



FREE AIR IMPEDANCE CURVE ⁷



T/S PARAMETERS

4 Ohm

Resonance frequency	Fs	29 Hz
DC Resistance	Re	3,6 Ohm
Mechanical Q Factor	Qms	5,4
Electrical Q Factor	Qes	0,44
Total Q Factor	Qts	0,41
BI Factor	Bl	18,4 Tm
Effective Moving Mass	Mms	224 g
Equivalent Gas air loaded	Vas	113 lt (dm ³) - 3,99 cuft
Suspension Compliance	Cms	-
Effective Piston Diameter	D	315 mm - 12,4 in
Effective piston area	Sd	780 cm ² - 120,9 sq in
Max. Linear Excursion ⁵	Xmax	13,5 mm - 0,53 in
Voice Coil Inductance @ 1kHz	Le	2 mH
Half-space Efficiency	η0	0,62 %

MOUNTING AND SHIPPING INFORMATION

Overall Diameter	388 mm - 15,28 in
Baffle Cutout Diameter	354 mm - 13,94 in
Flange and Gasket Thickness	24 mm - 0,94 in
Total Depth	178 mm - 7,01 in
Bolt Circle Diameter	370 mm - 14,57 in
Bolt Holes Quantity and Diameter	8 / 7 mm - 0,28 in
Net Weight	12,1 Kg - 26,65 lb
Shipping Units	1 Pc

NOTES

- Nominal power is determined according to AES2-1984 (r2003) standard.
- Program Power is defined as 3 dB greater than the Nominal rating.
- Sensitivity represents the averaged value of acoustic output as measured on the forward central axis of cone, at distance 1m, when connected to 2,83V sine wave test signal.
- Frequency range is given as the band of frequencies delineated by the lower and upper limits where the output level drops by 10 dB below the rated sensitivity in half space environment.
- Linear Math. Xmax is calculated as $(Hvc-Hg)/2 + Hg/4$ where Hvc is the coil depth and Hg is the gapdepth.
- Frequency response curve in the range above 150 Hz is measured on infinite baffle conditions and simulated as per recommended loading in the range below 150 Hz.
- Impedance curve is measured in free air conditions at small signals.