



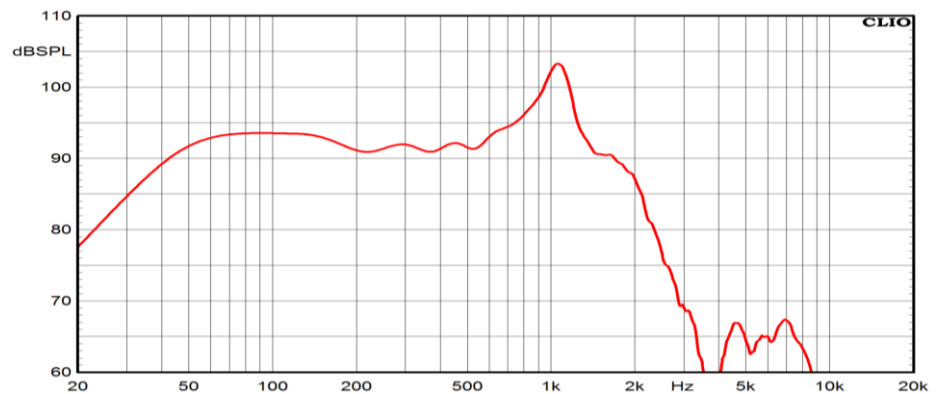
## 18" Ceramic Subwoofer

Program Power	2000 W
Rated impedance	4 Ohm
Nominal diameter	18" - 450 mm
Sensitivity (2,83V/1m)	94 dB
Voice coil diameter	4 in - 100 mm
Frequency Range	20-200 Hz

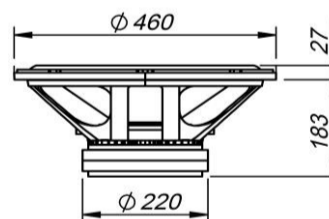
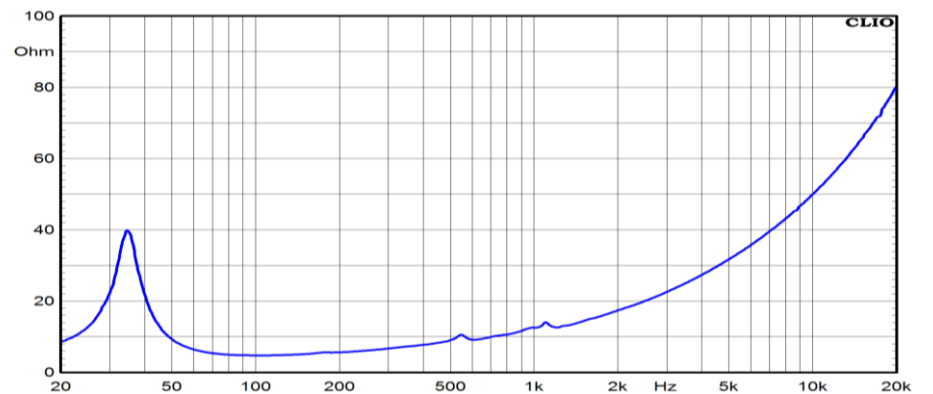
### SPECIFICATIONS

Nominal Diameter	18" - 450 mm
Rated Impedance	4 Ohm
Nominal Power Handling <sup>1</sup>	1000 W
Program Power <sup>2</sup>	2000 W
Sensitivity <sup>3</sup>	94 dB
Frequency Range <sup>4</sup>	20-200 Hz
Minimum Impedance	-
Gasket Material	Diecast Aluminum
Magnet Material	Ferrite
Cone Material	Treated Cellulose
Cone Shape	Planar
Surround	Rubber - Half Roll
Suspension	Nomex Fabric
Voice Coil Diameter	4 in - 100 mm
Voice Coil Winding Material	Copper
Voice Coil Length	32 mm - 1,26 in
Voice Coil Former Material	Kapton
Connection type	Push Button
Ferrofluid	No
Magnetic Gap Height	10 mm - 0,39 in
Max. Peak to Peak Excursion Xvar	-
Efficiency Bandwidth Product EBP	51
Recommended Loading	-
Volume / Tuning frequency	100 Lt (dm <sup>3</sup> )- 3,531 cuft
Maximum recommended frequency	-
Version - Part Code	8 Ohm P18.00SW 4 Ohm P18.00SW-4

### FREQUENCY RESPONSE CURVE <sup>6</sup>



### FREE AIR IMPEDANCE CURVE <sup>7</sup>



### T/S PARAMETERS

4 Ohm

Resonance frequency	Fs	36 Hz
DC Resistance	Re	3,25 Ohm
Mechanical Q Factor	Qms	6,6
Electrical Q Factor	Qes	0,7
Total Q Factor	Qts	0,61
BI Factor	Bl	20 Tm
Effective Moving Mass	Mms	375 g
Equivalent Gas air loaded	Vas	94 lt (dm <sup>3</sup> ) - 3,32 cuft
Suspension Compliance	Cms	-
Effective Piston Diameter	D	380 mm - 14,96 in
Effective piston area	Sd	1134 cm <sup>2</sup> - 175,77 sq in
Max. Linear Excursion <sup>5</sup>	Xmax	14 mm - 0,55 in
Voice Coil Inductance @ 1kHz	Le	2,7 mH
Half-space Efficiency	η0	0,63 %

### MOUNTING AND SHIPPING INFORMATION

Overall Diameter	460 mm - 18,11 in
Baffle Cutout Diameter	416 mm - 16,38 in
Flange and Gasket Thickness	27 mm - 1,06 in
Total Depth	210 mm - 8,27 in
Bolt Circle Diameter	440 mm - 17,32 in
Bolt Holes Quantity and Diameter	8 / 7 mm - 0,28 in
Net Weight	15,7 Kg - 34,58 lb
Shipping Units	1 Pc

### NOTES

<sup>1</sup> Nominal power is determined according to AES2-1984 (r2003) standard.

<sup>2</sup> Program Power is defined as 3 dB greater than the Nominal rating.

<sup>3</sup> Sensitivity represents the averaged value of acoustic output as measured on the forward central axis of cone, at distance 1m, when connected to 2,83V sine wave test signal.

<sup>4</sup> Frequency range is given as the band of frequencies delineated by the lower and upper limits where the output level drops by 10 dB below the rated sensitivity in half space environment.

<sup>5</sup> Linear Math. Xmax is calculated as (Hvc-Hg)/2 + Hg/4 where Hvc is the coil depth and Hg is the gapdepth.

<sup>6</sup> Frequency response curve in the range above 150 Hz is measured on infinite baffle conditions and simulated as per recommended loading in the range below 150 Hz.

<sup>7</sup> Impedance curve is measured in free air conditions at small signals.